

MAXT AIR

LA PADANA
AIR COMPRESSORS

Model
MXP 550-1500 /500E
5,5-10HP/4-7,5KW

CARATTERISTICHE

Trasmissione coassiale
Funzionamento on/off
Filtro olio e disoleatore SPIN/ON
Raffreddamento olio/aria tramite radiatore a ventilazione forzata
Rubinetto di linea e tubo di collegamento serbatoio

Coaxial drive
On/off working
Oil separator and oil filter SPIN/ON
Oil/air cooling through forced ventilation radiator
Equipped with a valve and tank linking line

DIRECT DRIVE 

FEATURES

Radiatore ed elettroventola
Radiator and electric fan

Controllore Logik
Controllore Logik

Cabina insonorizzata
Soundproof cabin

Riduttore di pressione
Pressure reducer











Essiccatore
Dryer


Roll Bar





QUALITY MADE IN ITALY

SPECIAL HIGH EFFICIENCY MOTOR

Codice Code	Modello Model														
-	-	bar	p.s.i.	HP	kW	l/min	CFM	m³/h	Volt/ph/hz	dB(A)	ø	Essiccatore Dryer	Lt	kg	WxDxH (cm)
35760	MXP 550-500E	10	145	5,5	4	550	19,2	33	400/3/50	66	1/2	LPE 9	500	304	82x200x188
35761	MXP 750-500E	8	116	7,5	5,5	820	30	50	400/3/50	66	1/2	LPE 9	500	304	82x200x188
35762	MXP 750-500E	10	145	7,5	5,5	780	28	47	400/3/50	66	1/2	LPE 9	500	304	82x200x188
35763	MXP 1000-500E	8	116	10	7,5	1050	37	63	400/3/50	66	1/2	LPE 12	500	320	82x200x188
35764	MXP 1000-500E	10	145	10	7,5	1000	35	60	400/3/50	66	1/2	LPE 12	500	320	82x200x188
35765	MXP 1500-500E	8	116	15	11	1650	59	100	400/3/50	66	1	LPE 18	500	337	82x200x188
35766	MXP 1500-500E	10	145	15	11	1500	54	90	400/3/50	66	1	LPE 18	500	337	82x200x188
35762.1	MXP 750-500E	6-13	85-189	7,5	5,5	310-850	10-30	18-51	400/3/50	66	1/2	LPE 9	500	306	82x200x188
35764.1	MXP 1000-500E	6-13	85-189	10	7,5	310-1200	11-42	18-72	400/3/50	66	1/2	LPE 12	500	322	82x200x188
35766.1	MXP 1500-500E	6-13	85-189	15	11	340-1650	12-57	20-98	400/3/50	66	1	LPE 18	500	339	82x200x188

 Voltaggio può essere personalizzabile
The voltage can be customizable

 Tutti i modelli possono essere anche a 13 o 15 bar
All the models can be at 13 and 15 bar

 Opzioni Soft Starter ABB per tutti i modelli
ABB Soft Starter option for all models